

Even and Oily Bangle

An original design by Debra of Datz Katz

Material

Illustrations by Cath Thomas

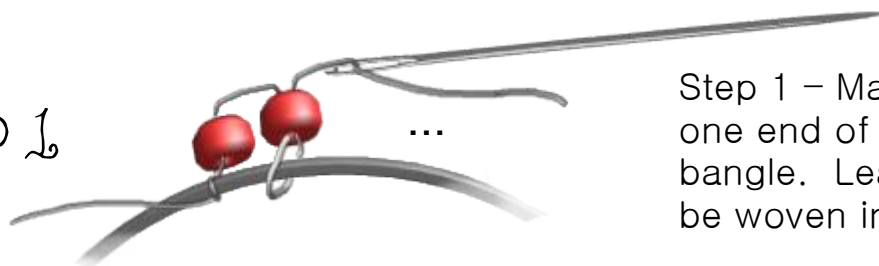
 Seed bead 11/0

– smooth metal bangle in your choice of size

 Seed bead 8/0

– Fireline 6lbs 1.5 yard

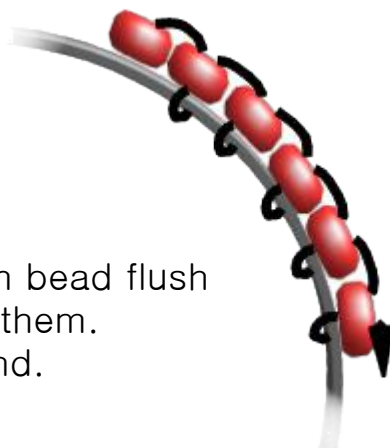
Step 1



Step 1 – Making a discreet knot, attach one end of the beading thread to the bangle. Leave a 4–6 inch tail that can be woven into your beadwork later.

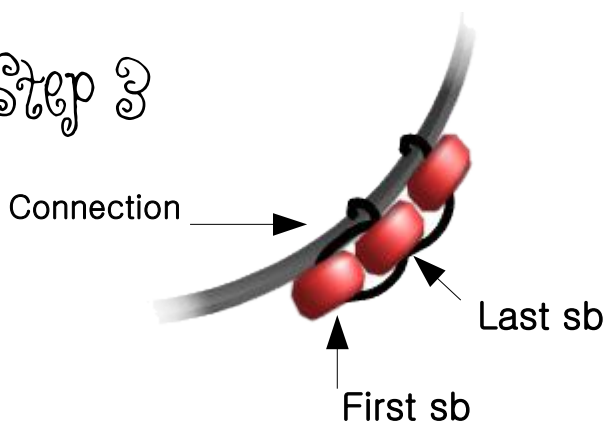
Step 2 – Pick up two 8/0 seed beads and brick stitch around the outside surface of the bangle.

Work all the way around the bangle; position each bead flush against the one before it, to avoid gaps between them. Continue until you reach the first bead of the round.



Step 2

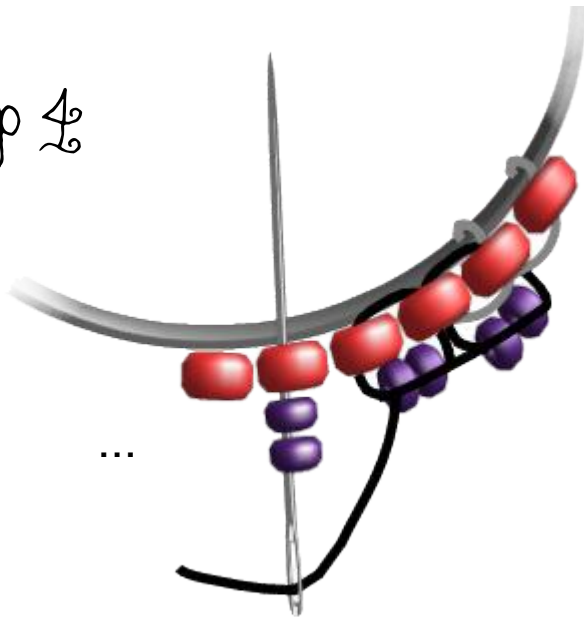
Step 3



Step 3 – Lock the first and last beads together by passing the needle down through the first bead in the round, and back up through the last 8/0 bead. Pull the thread taut. Tension is important, keep it relatively tight.

Fun and Flirty Bangle

Step 4



Step 4 – Exiting the top of an 8/0 bead – pick up two 11/0 seed beads and go down through the next 8/0. Bring your thread up through the 8/0 seed bead you exited prior to picking up the 11/0 seed beads. Pass through the 11/0 seed beads again. Pick up two 11/0 seed beads and go down through the next 8/0 seed bead in the round. Bring your thread up through the 8/0 seed bead you exited prior to picking up the 11/0 seed beads. Pass through the 11/0 seed beads again. Repeat this all the way around the bangle until you meet up with the beginning 11/0 seed beads. Pass your thread through 6 to 8 of the 11/0 seed beads.

Step 5 – Weave-in the threads by passing down and up through the bead work several times, keeping the thread pulled taut. I like to make a few slip stitch knots to make the thread more secure.

When you have finished “tucking in your ends” cut them with scissors or use a thread burner to cut them.

You're finished!!! Enjoy your new “Fun and Flirty” bangle!!! You can make these in any color combination you like!!!

Please, be kind enough to credit me as the designer of the “Fun and Flirty” bangle.



If you have any questions you can contact me on [Facebook](#) – Datz Katz OR you can email me at msd.katz@hotmail.com